



SOLAR ZA/ZZ - G

Dry coolers with steel tubing

General information & application

Dry coolers are often used for cooling down condenser water in air conditioning and refrigeration installations. In the processing industry, dry coolers are suitable for closed circuit cooling of various process liquids.

The Fincoil SOLAR ZA/ZZ G steel tubing dry cooler range is available for both horizontal and vertical air flow.

Capacities* 60 up to 830 kW

* water, EN1048.

Coils

ZA Manufactured from electrogalvanised steel tubes \varnothing 17 mm and Alu-fins, tube pitch 64 x 32 mm. Standard fin spacing is 2.5 mm, fin spacings 3.0 or 4.0 mm optional

ZZ Hot dip galvanized steel coil, tubes \varnothing 20 mm, tube pitch 57.71 x 50 mm. Standard fin spacing is 3.1 mm, 4.5 mm optional.

Casing

Sturdy, monocoque structure made of hot dip galvanized steel. Other parts are stainless steel or efficiently corrosion protected material.

Fan motors

2 to 12 axial fans available in a range of 5 fan speed executions, diameters 914 or 1240 mm. Enclosed design fan motors, protection class IP-54, class F insulation.

Motors are wired to the fans' safety switches (IP65). All fans have corrosion resistant fan blades and fan guards.

Certifications

The Alfa Laval Vantaa quality system is in accordance with ISO 9001. All products are manufactured according to CE and PED rules.



SOLAR ZA/ZZ - G

Test

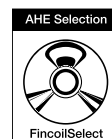
Design pressure 6 barg. Each heat exchanger is leak tested with dry air.

Options

- Multi-circuiting (J)
- Water jet system to provide a considerable capacity increase to cope with short-term peak loads. (D)
- Service hatches (L)
- Extra high mounting feet 2m (F)
- Vibration dampers (S)
- Epoxy coated fins (ZA only)

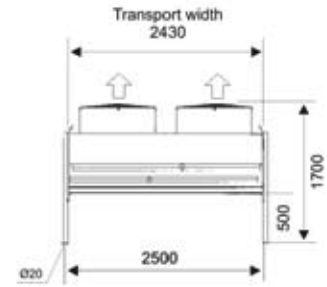
Dry cooler selection & dimensions

Dry cooler selection is to be performed with our 'FincoilSelect' Air Heat Exchanger selection software. Selection output includes all relevant technical data and dimensional drawings.

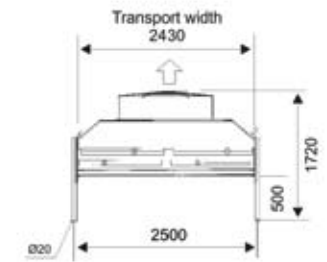


Dimensions & weights

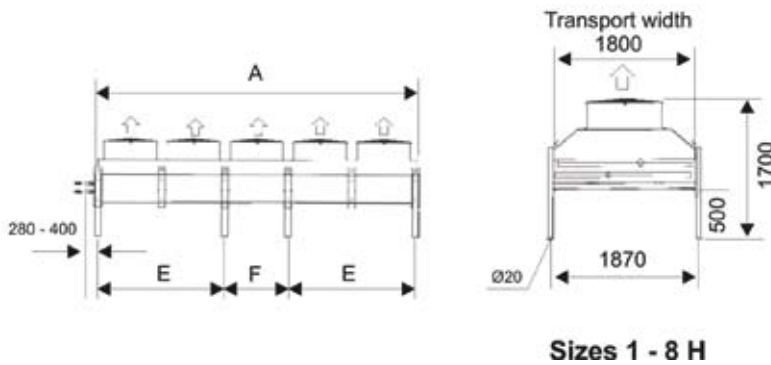
coil size	dimensions (mm)			fixing points	net. weight (kg)		shipping volume (m ³)
	A	E	F		ZA	ZZ	
1	2240	2240		4	600	1270	5.9
2	2240	2240		4	850	1540	5.9
3	3360	3360		4	850	1860	8.3
4	3360	3360		4	930	2270	8.3
5	4480	2240		6	1130	2470	10.7
6	4480	2240		6	1230	3020	10.7
7	5600	2240	1120	8	1410	3090	13.1
8	5600	2240	1120	8	1530	3760	13.1
9	4950	1650	1650	8	1570	3600	17.6
10	4950	1650	1650	8	1720	4420	17.6
11	6600	3300		8	2040	4740	23.0
12	6600	3300		8	2230	5840	23.0
13	8250	3300	1650	8	2630	5910	28.4
14	8250	3300	1650	8	2790	7290	28.4
15	9900	3300	3300	8	3020	7080	33.8
16	9900	3300	3300	8	3310	8720	33.8



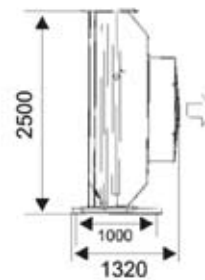
9 - 16 ... 16 - 12 H



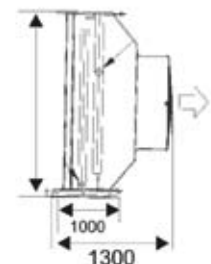
9 - 3 ... 16 - 6 H



Sizes 1 - 8 H



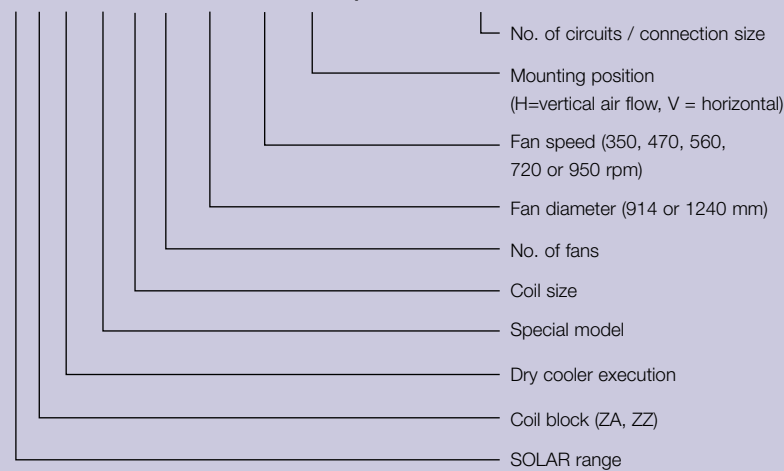
9 - 16 V



1 - 8 V

Code description

SZA G - E - 4 - 3 - 914 - 950 - H - Options - 10/25DN65J



Benefits

- Heavy duty coil & casing materials, resulting in a long operational product life.
- Floating coil construction to compensate for thermal stress.
- Available with water spray system to cope with short-term peak loads.
- Excellent sound characteristics
- Reliable performance.
- Easy-install & maintenance.
- Energy efficient - low total cost of ownership.
- One full year product guarantee.

ERC00140EN 0809

Alfa Laval reserves the right to change specification without prior notification.

How to contact Alfa Laval

Up-to-date Alfa Laval contact details for all countries are always available on our website at www.alfalaval.com

